

Web Server Statistics for [WebGIS](#)

Analyzed requests from Wed, Sep 17 2003 at 12:00 AM to Thu, Sep 18 2003 at 12:00 AM (1.00 days).

[Click here for a list of definitions](#)

General Summary

(Go To: [Top](#): [General Summary](#): [Daily Report](#): [Daily Summary](#): [Hourly Summary](#): [Organization Report](#): [Host Report](#): [Search Word Report](#): [Directory Report](#))

Successful requests: 351,866

Successful requests for pages: 115,047

Failed requests: 1,952

Redirected requests: 376

Distinct files requested: 83,917

Distinct hosts served: 1,469

This report contains overall statistics.

Daily Report

(Go To: [Top](#): [General Summary](#): [Daily Report](#): [Daily Summary](#): [Hourly Summary](#): [Organization Report](#): [Host Report](#): [Search Word Report](#): [Directory Report](#))

This report lists the activity in each day.

This report lists the activity in each day.

Each unit (▬) represents 4,000 requests for pages or part thereof.

date:	#reqs:	#pages:
-----:	-----:	-----:
Sep/17/03:	351855:	115038:
Sep/18/03:	11:	9:

Busiest day: Sep/17/03 (115,038 requests for pages).

Daily Summary

(Go To: [Top](#): [General Summary](#): [Daily Report](#): [Daily Summary](#): [Hourly Summary](#): [Organization Report](#): [Host Report](#): [Search Word Report](#): [Directory Report](#))

Each unit (▬) represents 3,000 requests for pages or part thereof.

day:	#reqs:	#pages:
----:	-----:	-----:
Sun:	0:	0:
Mon:	0:	0:
Tue:	0:	0:
Wed:	351855:	115038:
Thu:	11:	9:
Fri:	0:	0:
Sat:	0:	0:

This report lists the total activity for each day of the week, summed over all the weeks in the report.

Hourly Summary

(Go To: [Top](#): [General Summary](#): [Daily Report](#): [Daily Summary](#): [Hourly Summary](#): [Organization Report](#): [Host Report](#): [Search Word Report](#): [Directory Report](#))

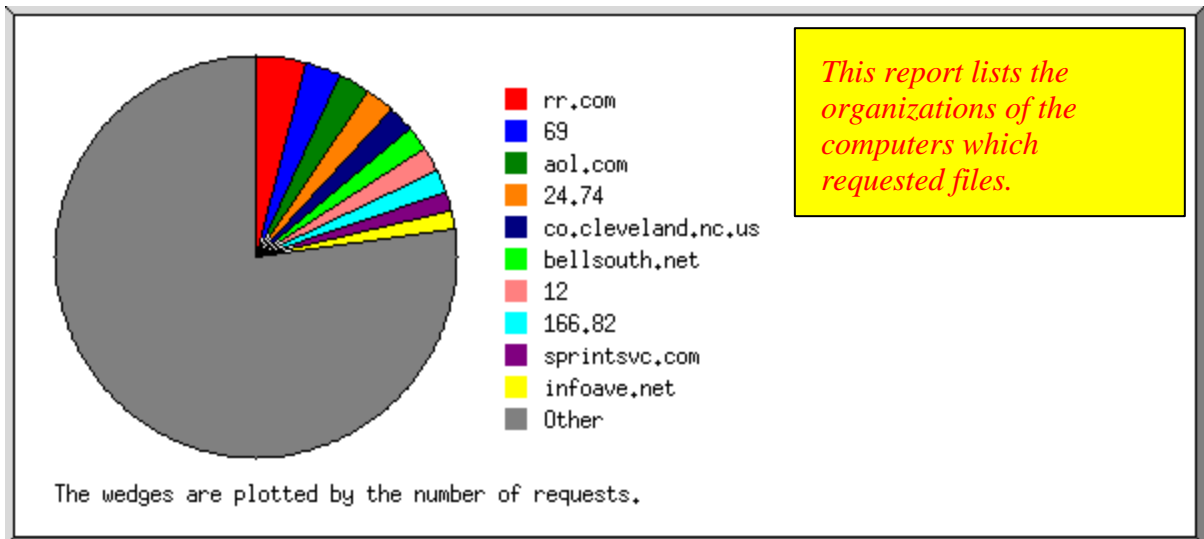
Each unit (—) represents 300 requests for pages or part thereof.

hour:	#reqs:	#pages:	
----	-----	-----	
0:	2423:	826:	—
1:	2153:	805:	—
2:	1501:	446:	—
3:	420:	109:	—
4:	4:	3:	—
5:	986:	419:	—
6:	1876:	537:	—
7:	7711:	2295:	—
8:	16523:	5539:	—
9:	26158:	8718:	—
10:	35470:	11722:	—
11:	33030:	11031:	—
12:	22167:	7405:	—
13:	26245:	8817:	—
14:	31387:	10097:	—
15:	32611:	9804:	—
16:	30438:	9564:	—
17:	19392:	6064:	—
18:	10170:	3095:	—
19:	8953:	2759:	—
20:	15398:	5182:	—
21:	14956:	5398:	—
22:	6593:	2343:	—
23:	5301:	2069:	—

This report lists the total activity for each hour of the day, summed over all the days in the report.

Organization Report

(Go To: [Top](#): [General Summary](#): [Daily Report](#): [Daily Summary](#): [Hourly Summary](#):
 Organization Report: [Host Report](#): [Search Word Report](#): [Directory Report](#))

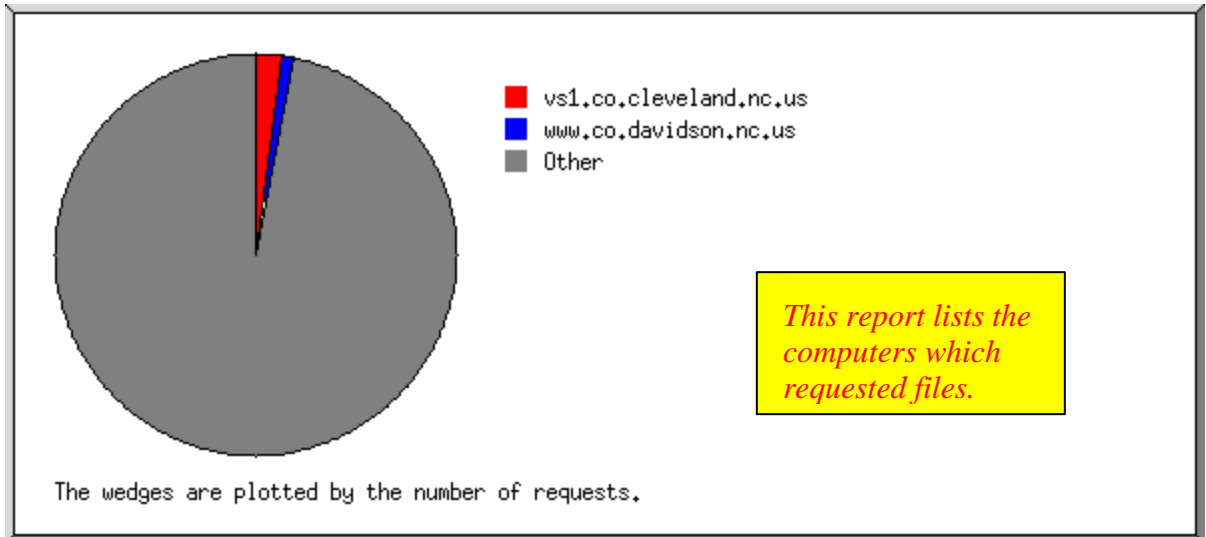


Listing the top 25 organizations by the number of requests, sorted by the number of requests.

#reqs:	%bytes:	organization
15550:	3.11%:	rr.com
9287:	3.87%:	aol.com
8541:	1.84%:	co.cleveland.nc.us
7461:	2.49%:	sprintsvc.com
6775:	1.02%:	166.82
6037:	1.33%:	bellsouth.net
5828:	2.17%:	65.164
5709:	3.17%:	24.53
5515:	0.66%:	24.74
5469:	1.05%:	infoave.net
5373:	1.39%:	12
5353:	1.51%:	68.154
5128:	2.54%:	208.28
5015:	0.83%:	69
4585:	0.63%:	208.19
4503:	1.27%:	216.145
4196:	0.85%:	comcast.net
4189:	0.80%:	duke-energy.com
4144:	0.92%:	dejazzd.com
3917:	1.30%:	207.4
3819:	5.12%:	census.gov
3763:	1.12%:	66.156
3762:	1.42%:	68.168
3708:	1.17%:	65.89
3610:	0.57%:	stingcomm.net
210629:	57.84%:	[not listed: 486 organizations]

Host Report

(Go To: [Top](#): [General Summary](#): [Daily Report](#): [Daily Summary](#): [Hourly Summary](#):
[Organization Report](#): Host Report: [Search Word Report](#): [Directory Report](#))

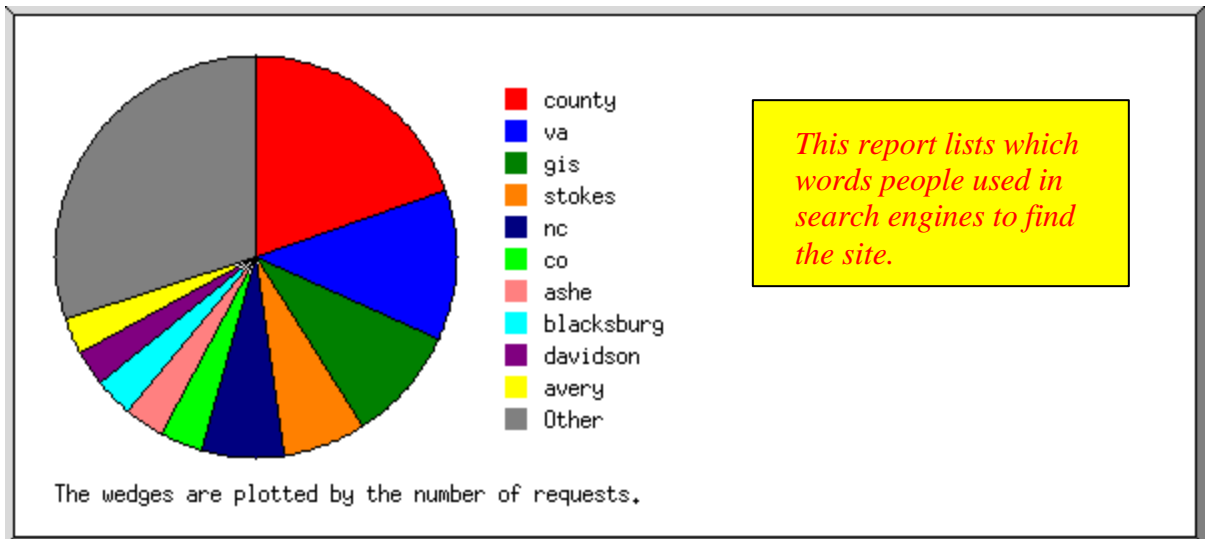


Listing the top 25 hosts by the number of requests, sorted by the number of requests.

```
#reqs: %bytes: host
-----: -----: ----
8541: 1.84%: vs1.co.cleveland.nc.us
5444: 3.11%: 24.53.136.134
4521: 1.63%: 65.164.168.42
4453: 0.57%: 208.19.220.200
3819: 5.12%: bcccache6-4.tco.census.gov
3708: 1.17%: 65.89.34.2
3704: 0.99%: 216.145.79.5
3551: 0.75%: corp2.duke-energy.com
3285: 0.58%: tomcat.carolinashealthcare.org
3256: 1.13%: 45-54-skybest.sprintsvc.com
3249: 2.19%: 208.28.38.67
2928: 1.14%: 63.199.29.238
2689: 0.90%: adsl-068-017-123-035.sip.clt.bellsouth.net
2648: 0.32%: 166.82.107.10
2586: 0.27%: 66.56.184.70
2351: 0.42%: www.co.davidson.nc.us
2349: 0.51%: 203.200.43.140
2234: 0.77%: 68.154.214.142
1998: 0.83%: 68.62.251.169
1887: 0.71%: 67.20.46.90
1767: 0.56%: gso28-253-003.triad.rr.com
1761: 0.10%: 65.82.107.202
1734: 0.70%: 208.35.70.10
1730: 0.57%: 68.168.25.64
1697: 0.41%: tim.skybest.com
273976: 72.70%: [not listed: 1,444 hosts]
```

Search Word Report

(Go To: [Top](#): [General Summary](#): [Daily Report](#): [Daily Summary](#): [Hourly Summary](#):
[Organization Report](#): [Host Report](#): Search Word Report: [Directory Report](#))

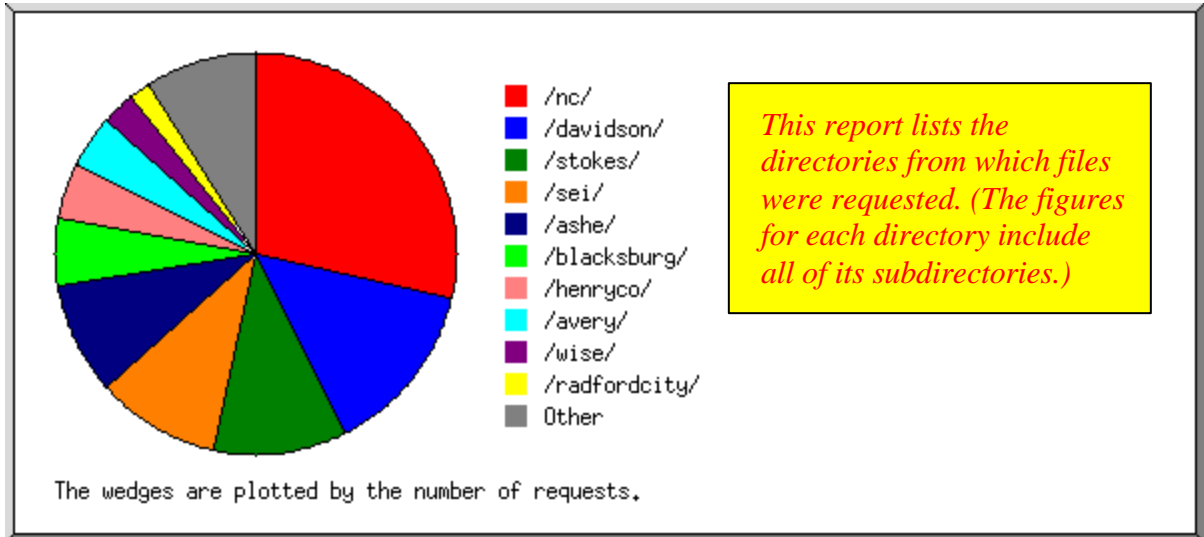


Listing query words, sorted by the number of requests.

```
#reqs: search term
-----:-----
29: county
28: va
11: gis
7: nc
6: co
5: stokes
5: webgis
5: radford
4: davidson
4: blacksburg
3: of
3: henry
3: giles
3: avery
3: franklin
2: rockbridge
2: halifax
2: wise
2: pulaski
2: page
2: ashe
2: patrick
2: city
1: bedford
1: map
1: information
1: carroll
1: dinwiddie
1: amelia
```

Directory Report

(Go To: [Top](#): [General Summary](#): [Daily Report](#): [Daily Summary](#): [Hourly Summary](#):
[Organization Report](#): [Host Report](#): [Search Word Report](#): Directory Report)



Listing directories, sorted by the number of requests.

```
%reqs: #reqs: directory
-----:-----:-----
26.36%: 33977: /nc/
16.52%: 21286: /davidson/
 9.89%: 12743: /sei/
 9.72%: 12533: /stokes/
 8.41%: 10844: /ashe/
 6.10%:  7858: /blacksburg/
 5.91%:  7620: /henryco/
 3.95%:  5087: /avery/
 2.98%:  3843: /wise/
 2.84%:  3655: /radfordcity/
 1.44%:  1852: /smyth/
 0.94%:  1208: /cary/
 0.92%:  1183: /pulaski/
 0.76%:   979: /patrick/
 0.57%:   729: /giles/
 0.50%:   647: /bedfordcity/
 0.46%:   595: /va/
 0.37%:   472: /rollans/
 0.36%:   470: [root directory]
 0.32%:   408: /blowingrock/
 0.32%:   407: /rockbridge/
 0.22%:   288: /floyd/
 0.09%:   115: /halifax/
 0.06%:    71: /amelia/
      :     6: /hollins/
      :     3: /blacksburg_cem/
      :     3: /hillsville/
```

This analysis was produced by [analog 5.24](#).

(Go To: [Top](#): [General Summary](#): [Daily Report](#): [Daily Summary](#): [Hourly Summary](#):
[Organization Report](#): [Host Report](#): [Search Word Report](#): [Directory Report](#))

Definitions

Requests

A request occurs when a web server is asked to provide a page, graphic or other object. This is frequently called a Hit. Requests may be generated either by visitor going to a page or by the page itself requesting an object (usually a graphic). Using the number of requests to gauge the popularity of a site can be misleading because pages with lots of embedded graphics can generate many more requests than sites with simpler graphics. For that reason, the number of visits or the number of HTML page requests will probably give a more accurate activity picture.

The number of requests for pages

This is just the number of requests for a page. Other files included on a page are not tallied in this count. Pages are considered to be HTML (.htm, .html), Active Server Pages (.asp), PHP: Hypertext Preprocessor (.php), or Perl (.pl).

Distinct files requested

Each individual file is counted only once.

The number of distinct hosts (the number of different computers requests have come from)

Host

A host is usually defined simply as a unique IP address. A particular IP address may represent a unique person but, more often, one IP is shared by many people.

Organization Report

Which organizations (or ISPs) had the most requests to the web site.

Host Report

Which individual computers (or IP address) had the most requests to the web site.

Referring Sites

Sites from which visitors navigated to the web site. These may be search sites such as Google, or other sites which have links to the web site.